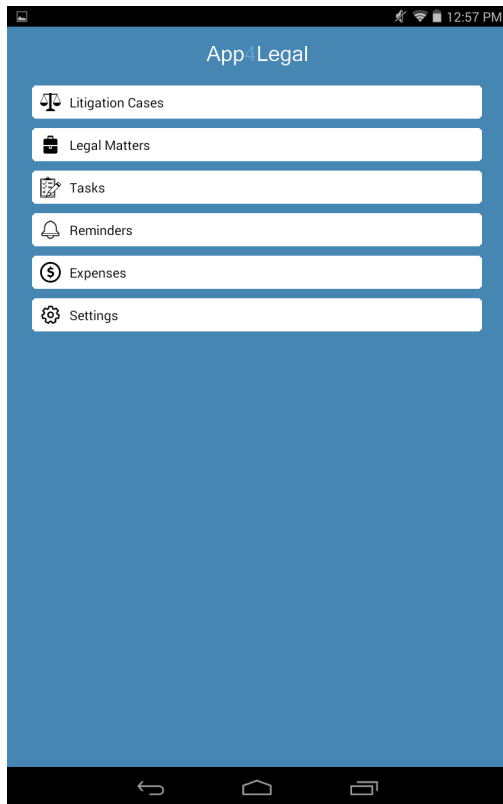


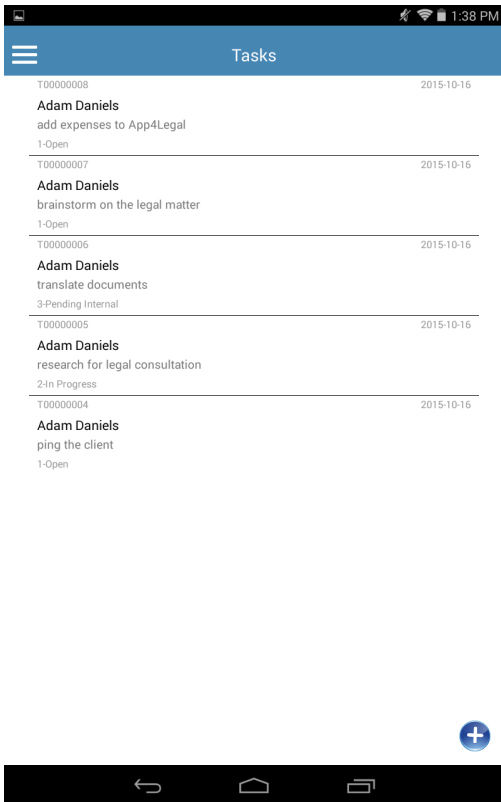
App4Legal Mobile App-Tasks

- [List/View Tasks](#)
- [Add a Task](#)



List/View Tasks

Tasks can be viewed by clicking on the Tasks field in the homepage. They are displayed in the form of a table. The Tasks are the ones assigned to the logged in user.



□ Add a Task

A user can add a Task using the plus sign at the bottom right of the screen.

Task Status*

1-Open

Task Type*

To-Do

Assign To*

Assign To

Priority*

Medium

Due date*

2015-10-16 13:38

Case

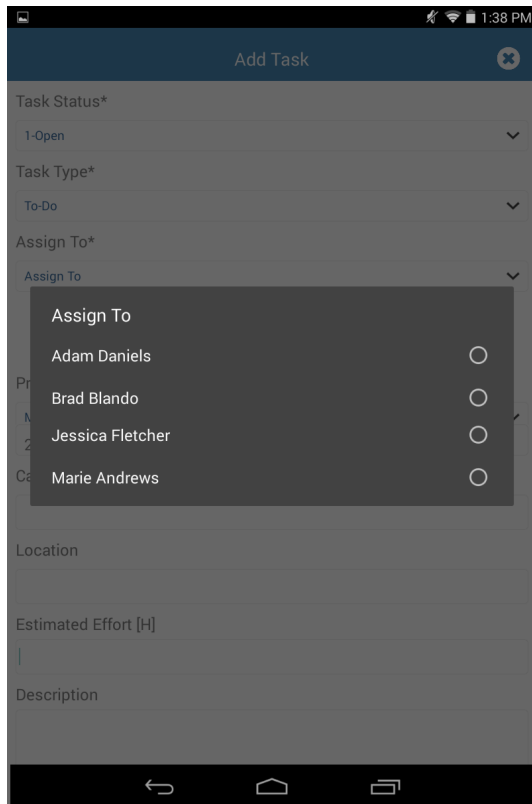
Location

Estimated Effort [H]

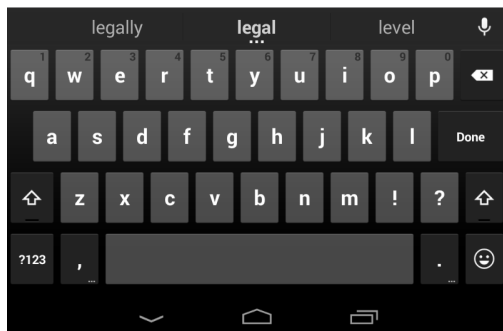
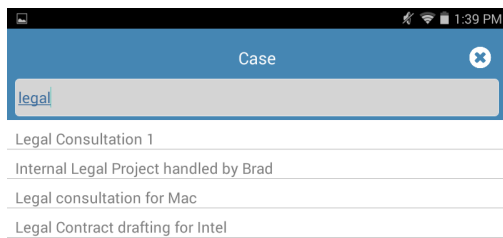
Description

Submit

The selection fields will display a pop-up from which the user can select the needed option ex. Assign to User.



For the lookup fields, the system will allow the user to search for the needed information ex. Cases.



The overall Add form of a Task has the following fields to be filled.

1:40 PM

Add Task

Task Status*
1-Open

Task Type*
To-Do

Assign To*
Jessica Fletcher

Clear Assign To

Priority*
High

Due date*
2015-10-26 13:40

Case
Legal Consultation 1

Location
Beirut

Estimated Effort [H]
2

Description
this is my task description